

Rumblefish


A D V E N T U R E

Find us on
Facebook

Rumblefish adventure

Google Search

Pin Feeling Lucky





ALL INCLUSIVE:

- National Park Fees
 - Full Set of Rental Equipment
 - Transfer Khaolak
 - Shuttle Service Available from Phuket*
 - All Meals
 - Fruit & Snacks
 - Drinking Water
 - Tea & Coffee
 - Towel
 - Dive Guide 5:1
- *additional charges apply

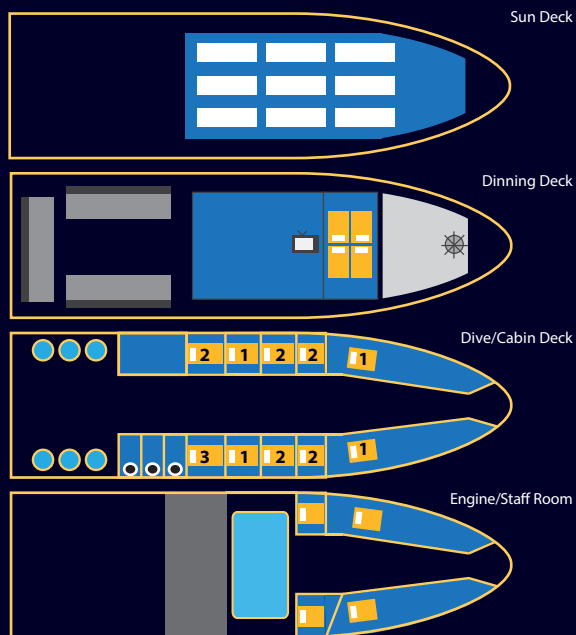
MANTA QUEEN 1 FEATURES:

- Twin & double air-conditioned cabins for friends & couples
- 4 Bunk air-conditioned cabins
- Western toilettes & hot showers
- Freshly cooked, healthy Thai food
- High Standard of Safety Equipment
- Highly Trained onboard Staff
- HD-TV
- Rinse tanks for camera enthusiasts
- Soft drinks available, beer available after dive four at an additional charge

MANTA QUEEN I

4 DAYS & 4 NIGHTS - 15 DIVES TO KOH SIMILAN - KOH BON - KOH TACHAI - RICHELIEU ROCK

DECK PLAN:



Cabin Layout:
 1 Double Bed Cabin
 2 Twin Bed Share Cabin
 3 Four Bed Share Cabin

BOAT SPECS:

Length: 27 meters
 Width: 6 meters
 Hull: Wood
 Engines: 2 x Hino 450 HP 10 cylinder
 Generators: 1 x 40 KW 1x 50 KW
 Nitrox: Available
 Speed: 8-9 knots
 Navigation: PS Sat. Navigation, Sonar, Compass
 Safety: VHF Radio, Emergency O2, Liferaft, Lifevest



The map shows the following locations and dive sites:

- Koh Surin:** Richelieu Rock
- Koh Tachai:** Koh North Reef, Koh Tachai Plateau, Koh South Reef
- Koh Bon:** Koh Bon Pinnacle, Koh Bon Ridge
- Christmas Point:** North Point, Breakfast Bend
- Turtle Rock:** Beacon Reef, Elephant Head Rock
- West of Eden:** Deep Six, East of Eden
- Similan Islands:** Anita's reef, Hide Away Bay, Shark Fin Reef, Boulder City
- Other locations:** Boon Sung Wreck, Khao Lak, Tap Lamu



ALL INCLUSIVE:

- National Park Fees
 - Full Set of Rental Equipment
 - Transfer Khaolak
 - Shuttle Service Available from Phuket*
 - All Meals
 - Fruit & Snacks
 - Drinking Water
 - Tea & Coffee
 - Towel
 - Dive Guide 5:1
- *additional charges apply

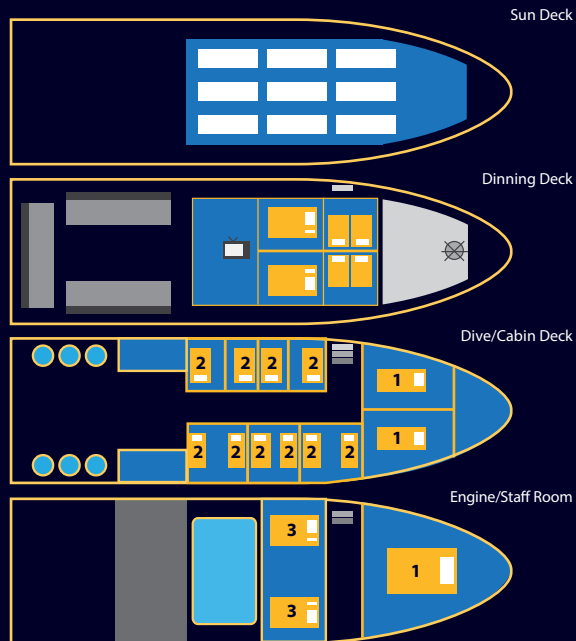
MANTA QUEEN 2 FEATURES:

- Double air-conditioned cabin
- Twin share air-conditioned cabin
- Four bed share air-conditioned cabin
- Western toilettes & hot showers
- Freshly cooked, healthy Thai food
- High Standard of Safety Equipment
- Highly Trained onboard Staff
- HD-TV
- Rinse tanks for camera enthusiasts
- Soft drinks available, beer available after dive four at an additional charge

MANTA QUEEN 2

3 DAYS & 3 NIGHTS - 11 DIVES TO KOH BON - KOH TACHAI - RICHELIEU ROCK

DECK PLAN:



Cabin Layout:
 1 Double Bed Cabin
 2 Twin Bed Share Cabin
 3 Four Bed Share Cabin

BOAT SPECS:

Length: 25 meters
 Width: 5 meters
 Hull: Wood
 Engines: 2 x Hino 350 HP
 Generators: 1 x 40 KW 1x 50 KW
 Nitrox: Available
 Speed: 8-9 knots
 Navigation: PS Sat. Navigation, Sonar, Compass
 Safety: VHF Radio, Emergency O2, Liferaft, Lifestart



The map shows the locations of the dive sites. Koh Surin is a large island with a red flag indicating Richelieu Rock. Koh Tachai is a smaller island with a red flag indicating Koh Tachai Plateau. Koh Bon is a small island with red flags indicating Koh Bon Pinnacle and Koh Bon Ridge. Koh North Reef and Koh South Reef are also marked with red flags.

Koh Surin
 Richelieu Rock

Koh Tachai
 Koh Tachai Plateau

Koh Bon
 Koh Bon Pinnacle
 Koh Bon Ridge

Koh North Reef
 Koh South Reef



ALL INCLUSIVE:

- National Park Fees
 - Full Set of Rental Equipment
 - Transfer Khaolak
 - Shuttle Service Available from Phuket*
 - All Meals
 - Fruit & Snacks
 - Drinking Water
 - Tea & Coffee
 - Towel
 - Dive Guide 5:1
- *additional charges apply

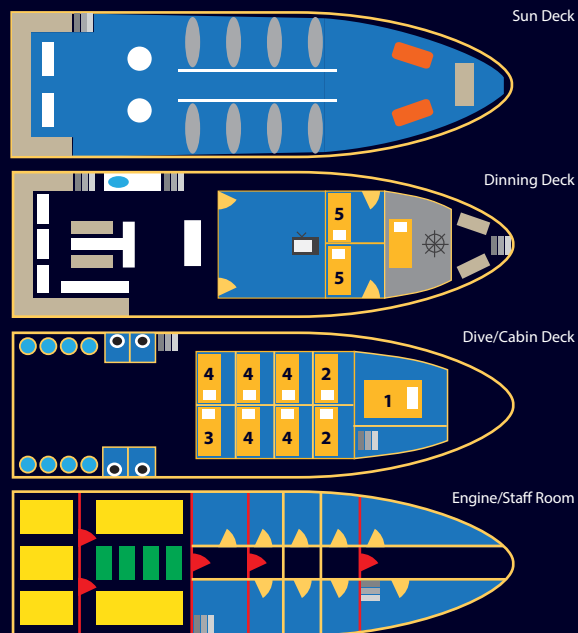
MANTA QUEEN 3 FEATURES:

- Twin & double air-conditioned en-suit cabin for family & friends
- Twin & double air-conditioned cabin for friends & couples
- Four bed air-conditioned cabin
- Western toilettes & hot showers
- Freshly cooked, healthy Thai food
- High Standard of Safety Equipment
- Highly Trained onboard Staff
- HD-TV
- Rinse tanks for camera enthusiasts
- Soft drinks available, beer available after dive four at an additional charge

MANTA QUEEN 3

4 DAYS & 4 NIGHTS - 15 DIVES TO KOH SIMILAN - KOH BON - KOH TACHAI - RICHELIEU ROCK

DECK PLAN:



Cabin Layout:
 1 Master En-Suit Cabin
 2 Twin Bed En-Suit Cabin
 3 Three Bed Share Cabin
 4 Four Bed Share Cabin
 5 Twin Bed Share Cabin

BOAT SPECS:

Length: 36 meters
 Width: 7 meters
 Hull: Steel
 Engines: 2 x Hino 450 HP 10 cylinder
 Generators: 2 x 68 KW 1x 50 KW
 Nitrox: Available
 Speed: 9-11 knots
 Navigation: PS Sat. Navigation, Sonar, Compass
 Safety: VHF Radio, Emergency O2, Liferaft, Lifevest



The map shows the following locations and dive sites:

- Koh Surin:** Richelieu Rock
- Koh Tachai:** Koh North Reef, Koh Tachai Plateau, Koh South Reef
- Koh Bon:** Koh Bon Pinnacle, Koh Bon Ridge
- Christmas Point:** North Point, Breakfast Bend
- Turtle Rock:** Beacon Reef, Elephant Head Rock
- West of Eden:** Deep Six, East of Eden
- Similan Islands:** Anita's reef, Hide Away Bay, Shark Fin Reef, Boulder City
- Other Landmarks:** Boon Sung Wreck, Khao Lak, Tap Lamu



ALL INCLUSIVE:

- National Park Fees
 - Full Set of Rental Equipment
 - Transfer Khaolak
 - Shuttle Service Available from Phuket*
 - All Meals
 - Fruit & Snacks
 - Drinking Water
 - Tea & Coffee
 - Towel
 - Dive Guide 5:1
- *additional charges apply

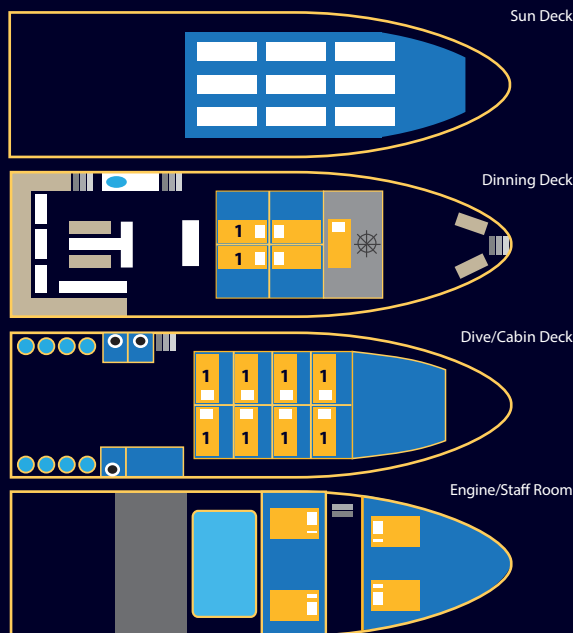
MANTA QUEEN 5 FEATURES:

- Twin share air-conditioned cabin
- Western toilettes & hot showers
- Freshly cooked, healthy Thai food
- High Standard of Safety Equipment
- Highly Trained onboard Staff
- HD-TV
- Rinse tanks for camera enthusiasts
- Soft drinks available, beer available after dive four at an additional charge

MANTA QUEEN 5

3 DAYS & 3 NIGHTS - 11 DIVES TO KOH SIMILAN - KOH BON

DECK PLAN:



Cabin Layout:
1 Twin Bunk Cabin

BOAT SPECS:

Length: 23 meters
 Width: 5 meters
 Hull: Wood
 Engines: 2 x Hino 450 HP 10 cylinder
 Generators: 1 x 40 KW 1x 50 KW
 Nitrox: Available
 Speed: 8-9 knots
 Navigation: PS Sat. Navigation, Sonar, Compass
 Safety: VHF Radio, Emergency O2, Liferaft, Lifestart



Koh Bon Pinnacle **Koh Bon**
 Koh Bon Ridge

Christmas Point **North Point**
 Turtle Rock **Breakfast Bend**
Beacon Reef
Elephant Head Rock
Deep Six
 West of Eden **East of Eden**
Anita's reef
Hide Away Bay

Similan Islands

Shark Fin Reef
Boulder City



ALL INCLUSIVE:

- National Park Fees
 - Full Set of Rental Equipment
 - Transfer Khaolak
 - Shuttle Service Available from Phuket*
 - All Meals
 - Fruit & Snacks
 - Drinking Water
 - Tea & Coffee
 - Towel
 - Dive Guide 5:1
- *additional charges apply

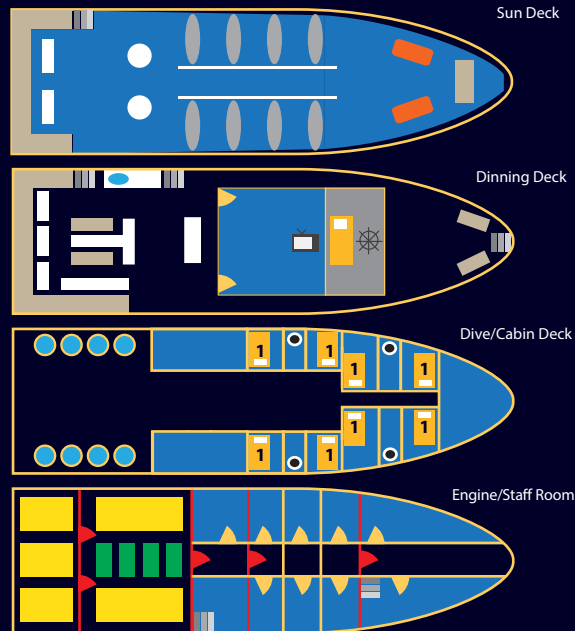
MANTA QUEEN 6 FEATURES:

- Twin bunk air-conditioned en-suite cabin
- Western toilettes & hot showers
- Freshly cooked, healthy Thai food
- High Standard of Safety Equipment
- Highly Trained onboard Staff
- HD-TV
- Rinse tanks for camera enthusiasts
- Soft drinks available, beer available after dive four at an additional charge

MANTA QUEEN 6

4 DAYS & 4 NIGHTS - 15 DIVES TO KOH SIMILAN - KOH BON - KOH TACHAI - RICHELIEU ROCK

DECK PLAN:



Cabin Layout:
1 Twin Bunk En-Suit Cabin

BOAT SPECS:

Length: 25 meters
 Width: 5 meters
 Hull: Wood
 Engines: 2 x Hino 450 HP 10 cylinder
 Generators: 1 x 40 KW 1x 50 KW
 Nitrox: Available
 Speed: 8-9 knots
 Navigation: PS Sat. Navigation, Sonar, Compass
 Safety: VHF Radio, Emergency O2, Liferaft, Lifestart



The map displays the following locations and dive sites:

- Koh Surin:** Richelieu Rock
- Koh Tachai:** Koh North Reef, Koh Tachai Plateau, Koh South Reef
- Koh Bon:** Koh Bon Pinnacle, Koh Bon Ridge
- Christmas Point:** North Point, Breakfast Bend
- Turtle Rock:** Beacon Reef, Elephant Head Rock
- West of Eden:** Deep Six, East of Eden
- Similan Islands:** Anita's reef, Hide Away Bay, Shark Fin Reef, Boulder City
- Other locations:** Boon Sung Wreck, Khao Lak, Tap Lamu



ALL INCLUSIVE:

- National Park Fees
 - Full Set of Rental Equipment
 - Transfer Khaolak
 - Shuttle Service Available from Phuket*
 - All Meals
 - Fruit & Snacks
 - Drinking Water
 - Tea & Coffee
 - Towel
 - Dive Guide 5:1
- *additional charges apply

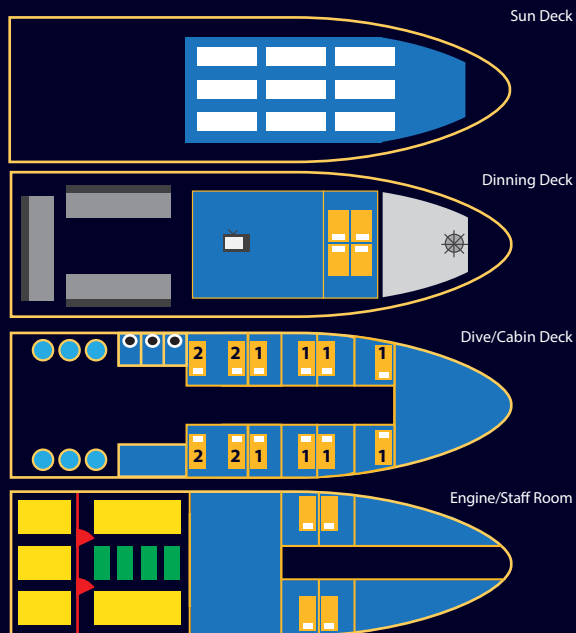
MANTA QUEEN 7 FEATURES:

- Twin bunk air-conditioned cabin for friend & couples
- Four bunk air-conditioned cabin
- Western toilettes & hot showers
- Freshly cooked, healthy Thai food
- High Standard of Safety Equipment
- Highly Trained onboard Staff
- HD-TV
- Rinse tanks for camera enthusiasts
- Soft drinks available, beer available after dive four at an additional charge

MANTA QUEEN 7

5 DAYS & 5 NIGHTS - 19 DIVES TO KOH SIMILAN - KOH BON - KOH TACHAI - RICHELIEU ROCK - SURIN ISLAND

DECK PLAN:



Cabin Layout:
1 Twin bed share cabin
2 Four bed share cabin

BOAT SPECS:

Length: 27 meters
Width: 5 meters
Hull: Wood
Engines: 2 x Hino 450 HP 10 cylinder
Generators: 1 x 40 KW 1x 50 KW
Nitrox: Available
Speed: 8-9 knots
Navigation: PS Sat. Navigation, Sonar, Compass
Safety: VHF Radio, Emergency O2, Liferaft, Lifevest




A map showing the Similan Islands and surrounding areas. The map is divided into several sections, each with a list of dive sites and locations. The sections are: Koh Surin, Koh Tachai, Koh Bon, Christmas Point, Turtle Rock, West of Eden, and Similan Islands. Each section has a small map of the area and a list of dive sites.

- Koh Surin**
 - Richelieu Rock
- Koh Tachai**
 - Koh North Reef
 - Koh Tachai Plateau
 - Koh South Reef
- Koh Bon**
 - Koh Bon Pinnacle
 - Koh Bon Ridge
- Christmas Point**
 - North Point
 - Breakfast Bend
- Turtle Rock**
 - Beacon Reef
 - Elephant Head Rock
- West of Eden**
 - Deep Six
 - East of Eden
- Similan Islands**
 - Anita's reef
 - Hide Away Bay
 - Shark Fin Reef
 - Boulder City

PADI COURSES

FROM ZERO TO HERO - ALL PADI CERTIFIED COURSES FROM BEGINNER TO PROFESSIONAL



© PADI 2010



PADI

Enriched Air Nitrox

AVAILABLE ON ALL BOATS